


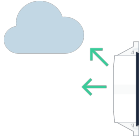


Tracker installation

			
<p>Make sure the tracker is not fully surrounded by metal parts, as this blocks the signal.</p>	<p>Protect the tracker by using the cooler unit's shape if possible.</p>	<p>Place the tracker as high as possible on the asset.</p>	<p>Ensure the tracker has a clear view of the sky.</p>

Do's	Don'ts
Install the tracker as high as possible	On moving parts (lids, doors)
Vertical installation if possible	Close to forklift pick up holes
Clear view on the sky	Under the stillage (bad signal)
Use asset's cavities to install the tracker	On the very outside where the tracker might get hit by other equipment
Install between metal ribs	Do not install the tracker inside the container

